



Dahej SEZ Ltd.

Block No. 14, 3rd Floor, Udyog Bhavan,
Sector-11, Gandhinagar-382017, Gujarat, India
Phone : + 91-79-23241590, 29750838, 65721608, 65721908
Fax : (079) 23241736
e-mail : ceo@dahejsez.com, info@dahejsez.com
website : www.dahejsez.com
CIN : U45209GJ2004PLC044779

Ref: DSL/MoEF/Reports/2018/540

Date: - 08.05.2018

To,
Regional Officer,
Ministry of Environment Forest & Climate change,
Regional office (WZ),
E-5, Kendriya Paryavaran Bhawan,
E-5 Area Colony, Link Road-3,
Ravishankar Nagar, Bhopal-462016

Sub: - Submission of six monthly Compliance Reports (Oct-2017 to March-2018)
of Environment Clearance and CRZ Clearance of Dahej SEZ Ltd. At: Dahej
Village, Taluka- Vagra, Dist.- Bharuch-392140 Gujarat.
Ref.: 1) Environment Clearance No. -21-1084/2007-IA.III dated 17th March, 2010.
2) CRZ Clearance No. - 11-50/2011-IA.III dated 19th September, 2014.

Dear Sir,

With reference to above subject matter, we herewith submit six monthly (Oct-2017 to
March-2018) Compliance reports of Environment Clearance and CRZ Clearance for
your kind perusal.

Thanking You,

Yours sincerely,

S. N. Patil

S. N. Patil
Chief Executive Officer

Encl.: A/a

Impact
11/5/2018

कार्यालय / OFFICE
पर्यावरण एवं वन मंत्रालय (केन्द्रीय)
Ministry of Environment & Forests (C)
क्षेत्रीय कार्यालय (पश्चिम क्षेत्र)
Regional Office (Western Region)
भोपाल (म.प्र.)-462016

2018-6-2 16:55



Dahej SEZ Ltd.

Block No.14, 3rd Floor, Udyog Bhavan,
Sector-11, Gandhinagar-382017, Gujarat, India
Phone : +91-79-23241590, 29750838, 65721608, 65721908
Fax : (079) 23241738
e-mail : ceo@dahejsez.com, info@dahejsez.com
website : www.dahejsez.com
CIN : U45209GJ2004PLC044779

Ref: DSL/MoEF/Reports/2018/567

Date: - 19/05/2018

To,
The Zonal officer (S),
Central Pollution Control Board (CPCB),
Zonal Office, "Parivesh Bhavan",
Opposite VMC Ward office No.10,
Subhanpura, Vadodara - 390 023

Sub: - Submission of six monthly Compliance Reports (Oct-2017 to March-2018) of Environment Clearance and CRZ Clearance of Dahej SEZ Ltd. At: Dahej Village, Taluka- Vagra, Dist. - Bharuch-392140 Gujarat.

Ref.: 1) Environment Clearance No. -21-1084/2007-IA.III dated 17th March, 2010
2) CRZ Clearance No. - 11-50/2011-IA.III dated 19th September, 2014

Dear Sir,

With reference to above subject matter, we herewith submit six monthly (Oct-2017 to March-2018) Compliance reports of Environment Clearance and CRZ Clearance for your kind perusal.

Thanking You,
Yours sincerely,

S. N. Patil
Chief Executive Officer

Encl.: A/a

Central Pollution Control Board
(Ministry of Environment, Forest & Climate Change, Govt. of India)
Regional Directorate (West),
'Parivesh Bhawan',
Near Ward Office No.10, Subhanpura,
Vadodara-390 023.

2018-5-28 17:12



Dahej SEZ Ltd.

Block No.14, 3rd Floor, Udyog Bhavan,
Sector-11, Gandhinagar-382017, Gujarat, India
Phone : +91-79-23241590, 29750838, 65721608, 65721908
Fax : (079) 23241736
e-mail : ceo@dahejsez.com, info@dahejsez.com
website : www.dahejsez.com
CIN : U45209GJ2004PLC044779

Ref: DSL/MoEF/Reports/2018/568

Date: - 19/05/2018

To,
The Regional officer,
Gujarat Pollution Control Board (GPCB),
Shed No. C - 1/119/3, Phase II,
GIDC Estate, Narmada Nagar,
Bharuch - 392 015

Subject: -Submission of six monthly Compliance Reports (Oct-2017 to March-2018) of Environment Clearance and CRZ Clearance of Dahej SEZ Ltd. At: Dahej Village, Taluka- Vagra, Dist. - Bharuch-392140 Gujarat.

Ref.: 1) Environment Clearance No. -21-1084/2007-IA.III dated 17th March, 2010
2) CRZ Clearance No. - 11-50/2011-IA.III dated 19th September, 2014

Dear Sir,

With reference to above subject matter, we herewith submit six monthly (Oct-2017 to March-2018) Compliance reports of Environment Clearance and CRZ Clearance for your kind perusal.

Thanking You,
Yours sincerely,


S. N. Patil

S. N. Patil
Chief Executive Officer

22/5/18
Post Received
Gujarat Pollution Control Board
BHARUCH

Encl.: A/a

Jan



COMPLIANCE REPORT OF CRZ CLEARANCE

for

Conditions of Clearance under the EIA notification, 2006 for
Development of SEZ.

(CRZ Clearance No. 11-50/2011-IA.III dated 19th September, 2014)

Period: October 2017 to March 2018



of



M/S. DAHEJ SEZ LTD.

(A JOINT VENTURE OF GIDC & ONGC)

at

Village: Dahej, Taluka Vagra, District Bharuch.

M/S. Dahej SEZ Limited**Compliance Report of CRZ Clearance**

© Kadam Environmental Consultants ('Kadam'), April 2018

PROJECT DETAILS							
Name of Publication	Compliance Report of CRZ Clearance from Month October 2017 to March 2018						
Project Number	1417058112	Report No.	1	Version	1	Released	April 2018
Prepared & Managed By	Mitali Khuman & Sapana Amin		Released By			Sangram Kadam	
CONTACT DETAILS							
Vadodara (Head Office)							
871/B/3, GIDC Makarpura, Vadodara, India – 390 010. E: kadamenviro@kadamenviro.com ; T:+91-265-3001000; F: +91-265-3001069							
Delhi / NCR							
Spaze IT Park, Unit No. 1124, 11 th Floor, Tower B-3, Sector 49, Sohna Road, Gurgaon, India – 122 002 E: delhi@kadamenviro.com ; T/F : 0124-424 2430-436							
DISCLAIMER							
Kadam has taken all reasonable precautions in the preparation of this report as per its auditable quality plan. Kadam also believes that the facts presented in the report are accurate as on the date it was written. However, it is impossible to dismiss absolutely, the possibility of errors or omissions. Kadam therefore specifically disclaims any liability resulting from the use or application of the information contained in this report. The information is not intended to serve as legal advice related to the individual situation.							

Point-wise Compliance Report of CRZ Clearance**(October 2017 to March 2018)**

Standard Conditions related to Activity 7(c) – Category “B” projects under the Schedule of Ministry of Environment and Forests, GoI notification dated 14-09-06.

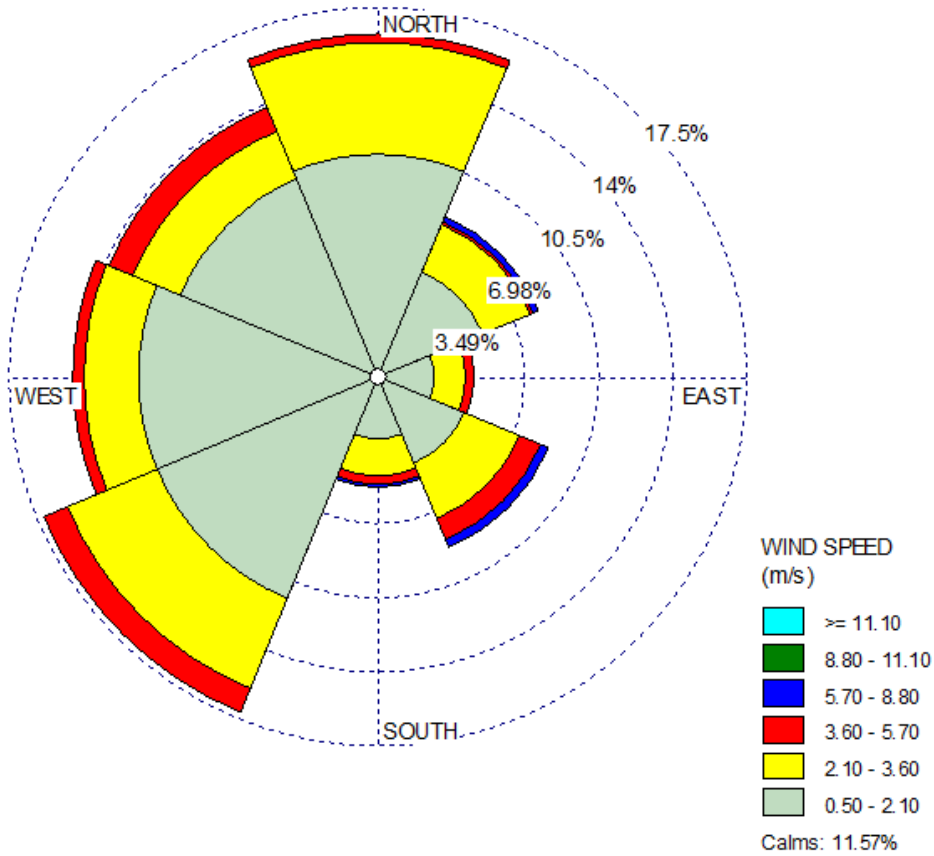
S. No.	Description	Compliance Status
	CRZ Clearance No. 11-50/2011-IA.III dated 19th September, 2014	
A	SPECIFIC CONDITIONS:	
i.	There shall be no allotment of plot in 304.85 acres of CRZ area to industries except for port and harbor or any activity requiring foreshore facilities. Such port and harbor projects shall obtain prior approval under EIA Notification, 2006 and CRZ Notification, 2011, as applicable.	DSL will not allot the plot in 304.85 acres of CRZ area to industries except for port and harbor without obtaining prior approval under EAI notification, 20016 and CRZ notification, 2011 as applicable
ii.	There shall no water logging due to the proposed roads.	There is no water logging due to the proposed roads.
iii.	The runoff from SEZ shall be collected and taken to ETP.	The runoff from SEZ is collected and taken to ETP.
iv.	All the conditions/recommendations stipulated in Environmental Clearance (EC) issued by Ministry of Environment and Forests for non CRZ area of SEZ vide letter no. 21-1084/2007-IA-III dated 17.03.2010, shall strictly complied with.	DSL has Agreed & Complied.
v.	All the conditions/recommendations stipulated by Gujarat State Coastal Zone Management Authority vide their letter No. ENV-10-2010-669-E dated 15.12.2011 shall be strictly complied with.00	DSL has Agreed & Complied.
vi.	All the recommendation of the EIA/EMP and DMP shall be strictly complied with.	DSL has Complied.
B	General Conditions:	
i.	The construction of the structures should be undertaken as per the plans approved by the concerned local authorities / local administration, meticulously conforming to the existing local and Central rules and regulations including the provisions of Coastal Regulation Zone Notification, 2011 and the approved Coastal Zone Management Plan of Gujarat.	DSL has Complied.
ii.	In the event of any change in the project profile a fresh reference shall be made to the Ministry of Environment, Forests & Climate Change.	Agreed and shall be complied if such event occurs.
iii.	This Ministry reserves the right to revoke this clearance, if any, of the conditions stipulated are not complied with to the satisfaction of this Ministry.	DSL has noted.
iv.	This Ministry or any other competent authority may stipulate any additional conditions subsequently, if deemed necessary, for environmental protection, which shall be complied with.	DSL has noted and shall be complied.

S. No.	Description	Compliance Status
v.	Full support should be extended to the officers of this Ministry's Regional Office at Bhopal and the offices of the Central and Gujarat State Pollution Control Board by the project proponents during their inspection for monitoring purposes, by furnishing full details and action plans including the action taken reports in respect of mitigative measures and other environmental protection activities.	DSL has agreed and support to all officials would be provided.
6.	These stipulations would be enforced among others under the provisions of water (Prevention and Control of Pollution) Act, 1974 the Air (Prevention and Control of Pollution) Act 1981, the Environment (Protection) Act, 1986. The Public Liability (Insurance) Act, 1972 etc. shall be obtained, as applicable by project proponents from the respective competent authorities.	All the applicable permissions from the respective competent authorities are obtained.
7.	All other statutory clearances such as the approvals for storage of diesel from Chief Controller of Explosives, Fire Department, Civil Aviation Department, Forest Conservation Act, 1980 and Wildlife (Protection) Act, 1972 etc. shall be obtained, as applicable by project proponents from the respective competent authorities.	All the applicable permissions from the respective competent authorities are obtained.
8.	The project proponent should advertise in at least two local Newspapers widely circulated in the region, one of which shall be in the vernacular language informing that the project has been accorded CRZ Clearance and copies of clearance letters are available with Gujarat Pollution Control Board and may also be seen on the website of the Ministry of Environment and Forests at http://www.envfor.nic.in . The advertisement should be made within 10 days from the date of receipt of the Clearance letter and a copy of the same should be forwarded to the Regional Office of this Ministry at Bhopal.	Advertisement was circulated 11/10/2014 in times of India and divya bhaskar.
9.	This Clearance is subject to final order of the Hon'ble Supreme Court of India in the matter of Goa Foundation Vs. Union of India in Writ Petition (Civil) No. 460 of 2004 as may be applicable to this project.	DSL has agreed and Noted.
10.	Any appeal against this Clearance shall lie with the National Green Tribunal, if preferred, within a period of 30 days as prescribed under Section 16 of the National Green Tribunal Act, 2010.	DSL has agreed and Noted.
11.	A copy of the clearance letter shall be sent by the proponent to concerned Panchayat, Zilla Parisad/Municipal Corporation, Urban Local Body and the Local NGO, if any, from whom suggestion / representations, if any, were received while processing the proposal. The clearance letter shall also be put on the website of the company by the proponent.	DSL has Complied.
12.	The proponent shall upload the status of compliance of the stipulated EC conditions, including results of monitored data on their website and shall update the same periodically. It shall simultaneously be sent to the Regional Office of MoEF&CC, the respective Zonal office of CPCB and the SPCB.	Monitoring data is attached as Annexure 1.

S. No.	Description	Compliance Status
	The criteria pollutant levels, namely SPM, RSPM, SO ₂ , NO _x (ambient levels as well as stack emissions) or critical sectoral parameters, indicated for the project shall be monitored and displayed at a convenient location near the main gate of the company in the public domain.	
13.	The project proponent shall also submit six monthly reports on status of compliance of stipulated EC conditions including results of monitored data (both in hard copies as well as by e-mail) to the respective Regional Office of MoEF&CC, the respective Zonal Office of CPCB and the SPCB.	DSL has complied.
14.	The environmental statement for each financial year ending 31 st March in Form –V as is mandated to be submitted by the project proponent to the concerned State Pollution Control Board as prescribed under the Environment (Protection) Rules, 1986, as amended subsequently, shall also be put on the website of the company along with the status of compliance of Clearance conditions and shall also be sent to the respective Regional Offices of MoEF&CC by e-mail.	DSL has complied.

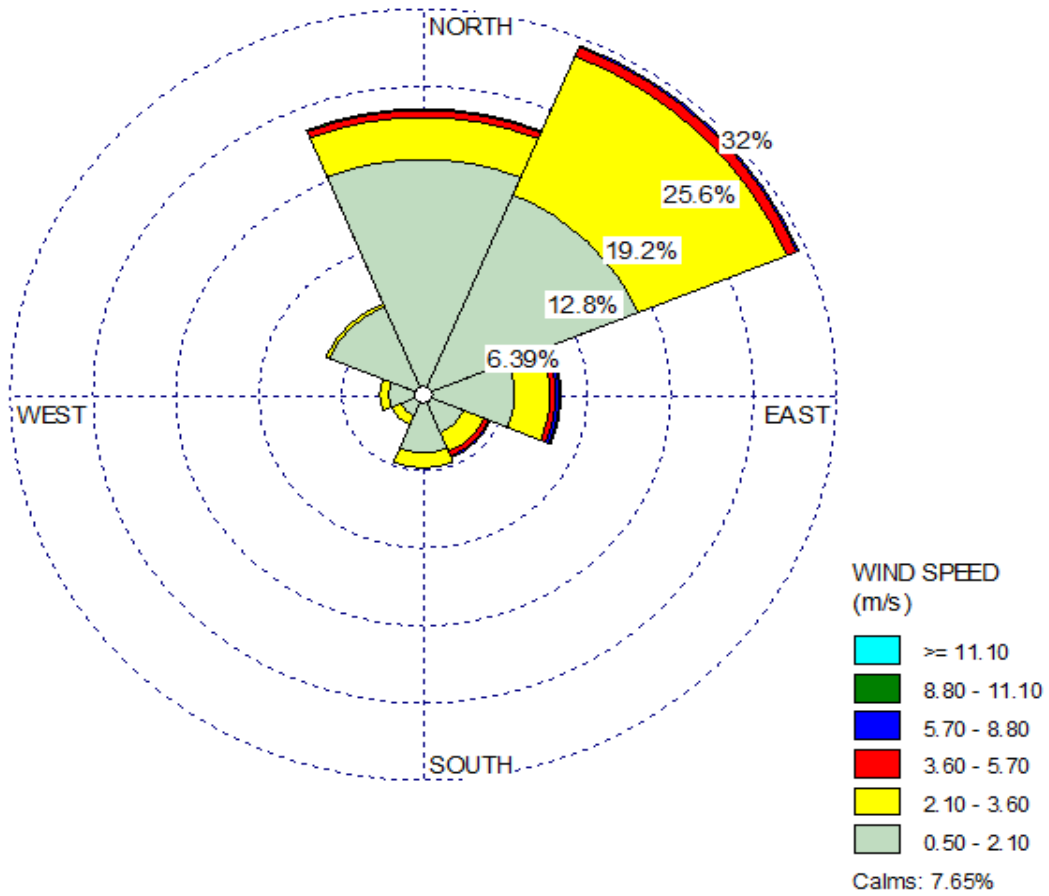
Annexure 1: Monitoring Data

Wind rose Diagram (October 2017)



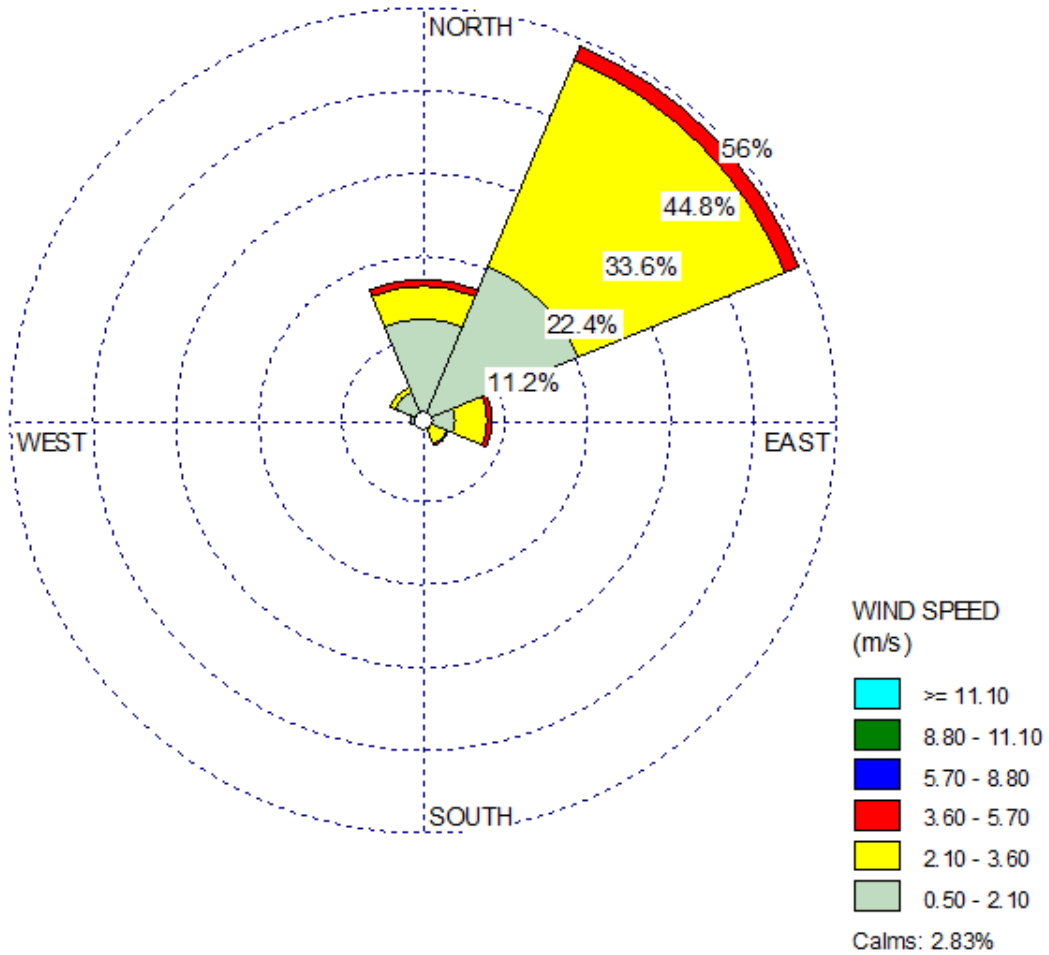
Directions	%
N	16.15
NE	8.21
E	4.58
SE	8.75
S	5.25
SW	17.09
W	14.40
NW	13.72
CALM	11.57

Wind rose Diagram (November 2017)



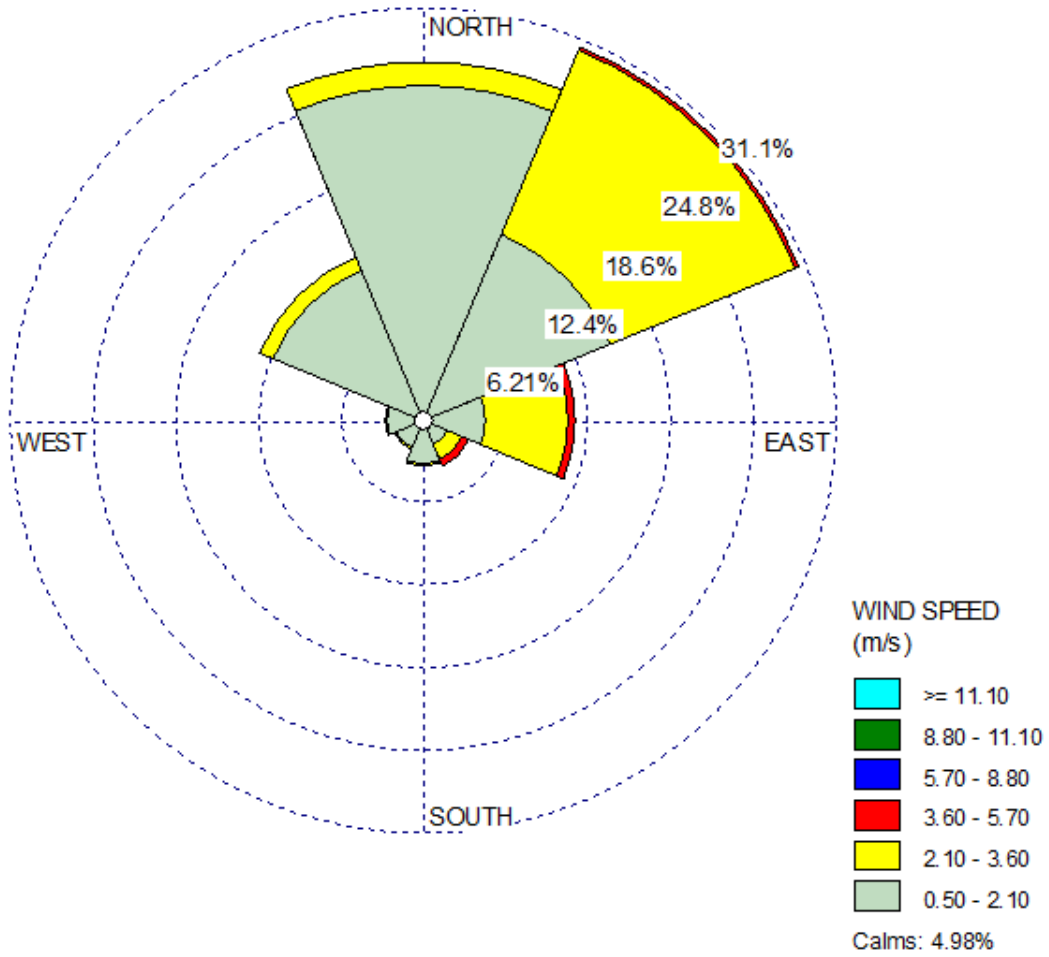
Directions	%
N	23.77
NE	31.39
E	10.82
SE	5.72
S	6.14
SW	2.79
W	3.49
NW	8.23
CALM	7.65

Wind rose Diagram (December 2017)



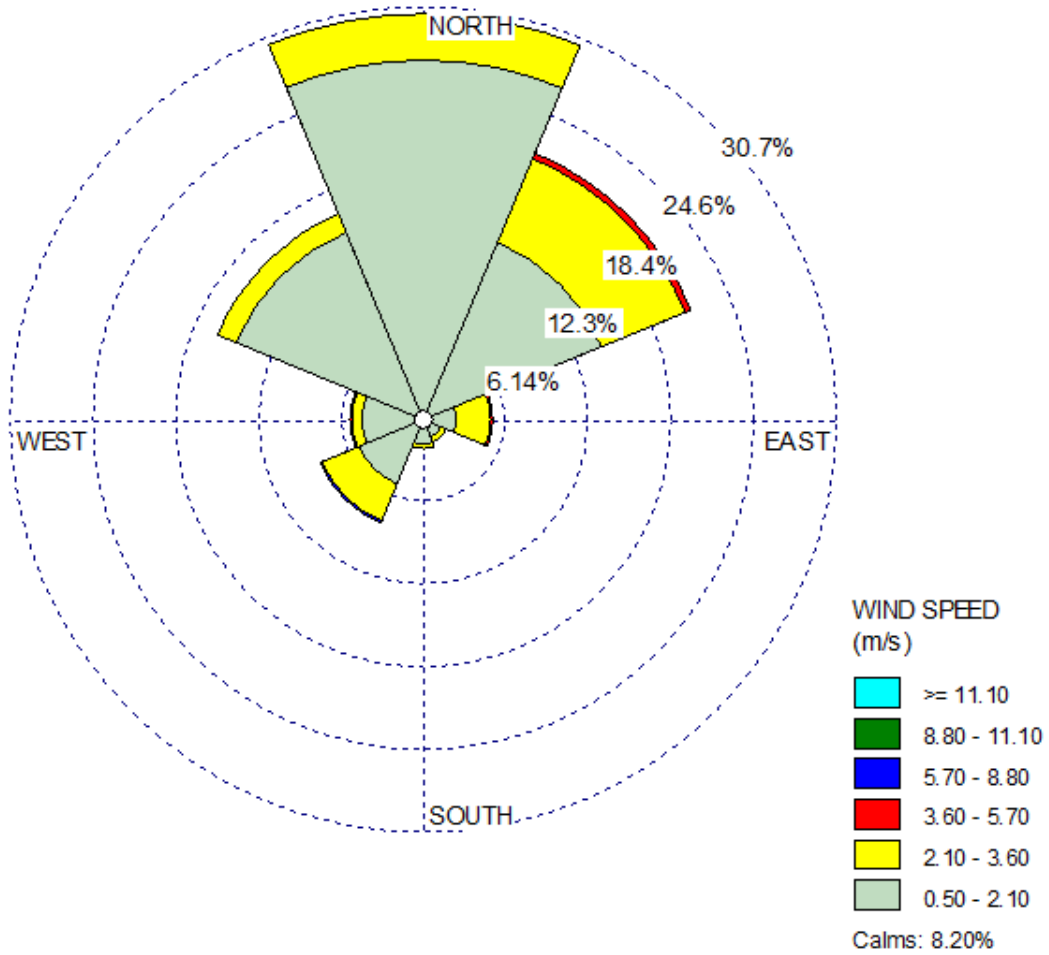
Directions	%
N	19.25
NE	54.91
E	9.42
SE	3.90
S	1.35
SW	1.35
W	1.88
NW	5.11
CALM	2.83

Wind rose Diagram (January 2018)



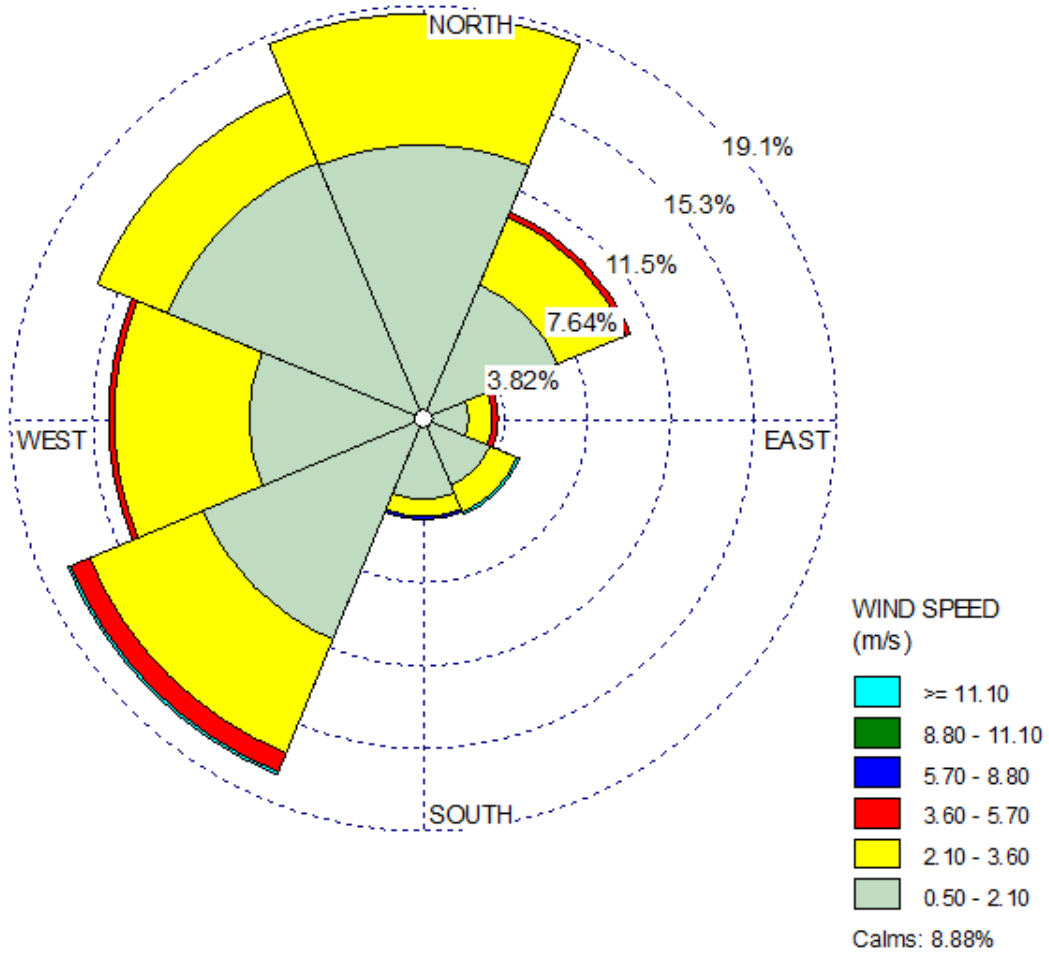
Directions	%
N	26.93
NE	30.43
E	11.45
SE	3.78
S	3.51
SW	2.43
W	2.97
NW	13.33
CALM	4.98

Wind rose Diagram (February 2018)



Directions	%
N	30.16
NE	21.49
E	5.22
SE	1.98
S	2.24
SW	8.35
W	5.81
NW	16.54
CALM	8.20

Windrose Diagram (March 2018)



Directions	%
N	18.81
NE	10.40
E	3.50
SE	4.89
S	4.71
SW	17.77
W	14.64
NW	16.40
CALM	8.88

Annexure 1: Average Ambient Air quality Results (October 2017 to March 2018)**Note: Values in Brackets indicates latest CPCB Limits for NAAQM.****1) October 2017**

S. No	Parameter	CPCB Limit	Unit	Location and Results		
				Nr. Fire Pump, SEZ-I	Nr. water tank, SEZ-I	Above SEZ-II Office
1	PM10	100	µg/m ³	160	155	192
2	PM2.5	60	µg/m ³	50.5	48.5	40.0
3	SO ₂	80	µg/m ³	10.5	11.1	9.73
4	NO _x	80	µg/m ³	21.82	26.72	24.14

2) November 2017

S. No	Parameter	CPCB Limit	Unit	Location and Results		
				Nr. Admin Building	Nr. water tank, SEZ-I	Above SEZ-II Office
1	PM10	100	µg/m ³	190	106	
2	PM2.5	60	µg/m ³	45.5	57	
3	SO ₂	80	µg/m ³	10.66	10.96	
4	NO _x	80	µg/m ³	21.4	28.23	

3) December 2017

S. No	Parameter	CPCB Limit	Unit	Location and Results		
				Nr. Admin Building	SEZ – I, Nr. Water tank	Above SEZ-II Office
1	PM10	100	µg/m ³	255.5	224.5	255
2	PM2.5	60	µg/m ³	53.5	57.5	63.5
3	SO ₂	80	µg/m ³	10.07	10.0	11.73
4	NO _x	80	µg/m ³	27.84	25.77	26.62

4) January 2018

S. No	Parameter	CPCB Limit	Unit	Location and Results		
				Nr. Admin Building	SEZ – I, Nr. Water tank	SEZ – II, Admin Building
1	PM10	100	µg/m ³	182.5	194.5	195.5
2	PM2.5	60	µg/m ³	56.5	59.5	58
3	SO ₂	80	µg/m ³	10.17	9.56	11.22
4	NO _x	80	µg/m ³	29.19	27.68	17.5

5) February 2018

S. No	Parameter	CPCB Limit	Unit	Location and Results		
				SEZ – I, Admin Building	Nr. water tank, SEZ – I	SEZ – II, Admin Building
1	PM10	100	µg/m ³	230.5	295	245
2	PM2.5	60	µg/m ³	57	59	35
3	SO ₂	80	µg/m ³	11.08	10.41	6.66
4	NO _x	80	µg/m ³	25.79	26.96	30.03

6) March 2018

S. No	Parameter	CPCB Limit	Unit	Location and Results		
				SEZ – I, Admin Building	Nr. water tank, SEZ – I	SEZ – II, Admin Building
1	PM10	100	µg/m ³	250	234.5	235
2	PM2.5	60	µg/m ³	50.5	56.5	58.5
3	SO ₂	80	µg/m ³	9.17	11.10	10.03
4	NO _x	80	µg/m ³	25.87	24.37	25.62

Annexure 2: Noise Monitoring Results

Monitoring Month		Results in dB (LEQ) base on 24 hour reading			
		Sampling Location			
		Near Fire station (SEZ I)	Above water tank SEZ (I)	Admin Building SEZ (II)	C Pumping station SEZ (I)
October 2017	Maximum	63	60	59	55
	Minimum	41	40	41	41
November 2017	Maximum	55	59	-	-
	Minimum	39	41	-	-
December 2017	Maximum	57	55	58	60
	Minimum	38	35	34	31
January 2018	Maximum	59	59	60	62
	Minimum	35	31	31	33
February 2018	Maximum	59	59	58	60
	Minimum	21	30	38	31
March 2018	Maximum	58	58	57	68
	Minimum	35	31	38	32

Annexure 3: Surface Water Characteristics***1) Surface Water samples in October 2017***

S. No.	Parameters	Unit	Location, Date of Sample collected & Monitoring Results	
			(Nr.Firmenich Drain)	C" Pumping
			23.10.2017	13.10.2017
1	pH @ 25 ° C	Unit	7.65	7.92
2	Colour [Hazen	Hazen Unit(APHA)	10	10
3	Taste	Agreeable	N.A	N.A
4	Odour	Unobjectionable	Unobjectionable	Unobjectionable
5	Turbidity(NTU)	NTU	N.D.(MDL:0.1)	N.D.(MDL:0.1)
6	Temperature	0C	28	28
7	Total Dissolved Solids	Mg/Lit.	1760	2780
8	Total Alkalinity	Mg/Lit.	420	320
9	Chloride (as Cl) –	Mg/Lit.	723	1446
10	Sulphate (as SO4-2)	Mg/Lit.	231	80
11	Nitrate (as NO3)	Mg/Lit.	14.49	2.07
12	Calcium (as Ca)	Mg/Lit.	83	79
13	Magnesium (as Mg)	Mg/Lit.	84	73
14	Fluoride (as F)	Mg/Lit.	0.74	0.80
15	Iron (as Fe)	Mg/Lit.	0.22	0.18
16	Zinc (as Zn)	Mg/Lit.	0.31	0.30
17	Phenolic Compound	Mg/Lit.	N.D.(MDL:0.02)	N.D.(MDL:0.02)
18	Residual Chlorine	Mg/Lit.	N.D.(MDL:0.1)	N.D.(MDL:0.1)

* ND: Not Detected, MDL: Minimum Detection Limit

2) Surface Water samples in November 2017

S. No.	Parameters	Unit	Location, Date of Sample collected & Monitoring Results		
			Nr. Shiva Pharma	Nr. Sigachi Drain	Nr. Water Tank
			3.11.2017	14.11.2017	20.11.2017
1	pH @ 25 ° C	Unit	7.16	7.55	7.48
2	Colour [Hazen	Hazen Unit(APHA)	5	15	150
3	Taste	Agreeable	N.A	N.A	N.A
4	Odour	Unobjectionable	Unobjectionable	Unobjectionable	Unobjectionable
5	Turbidity(NTU)	NTU	N.D.(MDL:0.1)	N.D.(MDL:0.1)	N.D.(MDL:0.1)
6	Temperature	0C	28	28	28
7	Total Dissolved	Mg/Lit.	1876	1524	8976
8	Total Alkalinity	Mg/Lit.	340	500	700
9	Chloride (as Cl) –	Mg/Lit.	1223	1174	1468
10	Sulphate (as	Mg/Lit.	136	106	3462
11	Nitrate (as NO3)	Mg/Lit.	12.73	N.D.(MDL:0.2)	N.D.(MDL:0.2)
12	Calcium (as Ca)	Mg/Lit.	63	119	46
13	Magnesium (as	Mg/Lit.	10	45	57
14	Fluoride (as F)	Mg/Lit.	N.D.(MDL:0.05)	0.30	0.53
15	Iron (as Fe)	Mg/Lit.	0.03	0.80	0.20
16	Zinc (as Zn)	Mg/Lit.	0.02	0.01	0.07
17	Phenolic	Mg/Lit.	N.D.(MDL:0.02)	N.D.(MDL:0.02)	N.D.(MDL:0.02)
18	Residual Chlorine	Mg/Lit.	N.D.(MDL:0.1)	N.D.(MDL:0.1)	N.D.(MDL:0.1)

* ND: Not Detected, MDL: Minimum Detection Limit

3) Surface Water samples in December 2017

S. No.	Parameters	Unit	Location, Date of Sample collected & Monitoring Results		
			Aries colour crossing	Raamdev industries drain water	Nr.Firemenich Drain
			7.12.2017	12.12.2017	22.12.2017
1	pH @ 25 ° C	Unit	6.72	7.65	7.69
2	Colour [Hazen	Hazen Unit(APHA)	500	10	15
3	Taste	Agreeable	N.A	N.A	N.A
4	Odour	Unobjectionable	Unobjectionable	Unobjectionable	Unobjectionable
5	Turbidity(NTU)	NTU	N.D.(MDL:0.1)	N.D.(MDL:0.1)	N.D.(MDL:0.1)
6	Temperature	0C	27	27	27
7	Total Dissolved	Mg/Lit.	3908	228	3644
8	Total Alkalinity	Mg/Lit.	370	310	930
9	Chloride (as Cl)	Mg/Lit.	822	73	954
10	Sulphate (as	Mg/Lit.	1420	19	595
11	Nitrate (as NO3)	Mg/Lit.	14.18	N.D.(MDL:0.2)	N.D.(MDL:0.2)
12	Calcium (as Ca)	Mg/Lit.	203	23	13.26
13	Magnesium (as	Mg/Lit.	203	15	192
14	Fluoride (as F)	Mg/Lit.	35	0.60	1.92
15	Iron (as Fe)	Mg/Lit.	N.D.(MDL:0.05)	0.04	0.80
16	Zinc (as Zn)	Mg/Lit.	0.09	0.06	0.90
17	Phenolic	Mg/Lit.	0.05	N.D.(MDL:0.02)	N.D.(MDL:0.02)
18	Residual	Mg/Lit.	N.D.(MDL:0.02)	N.D.(MDL:0.1)	N.D.(MDL:0.1)

* ND: Not Detected, MDL: Minimum Detection Limit

4) Surface Water samples in January 2018

S. No.	Parameters	Unit	Location, Date of Sample collected & Monitoring Results		
			Nr.Shiva Pharma Storm Drain	Nr.Accent Microcell Wall	Nr.Ramdev Drain Water
			04.01.2018	04.01.2018	18.01.2018
1	pH @ 25 ° C	Unit	7.29	7.81	7.44
2	Colour [Hazen	Hazen Unit(APHA)	<1	500	10
3	Taste	Agreeable	N.A	N.A	N.A
4	Odour	Unobjectionable	Unobjectionable	Unobjectionable	Unobjectionable
5	Turbidity(NTU)	NTU	N.D.(MDL:0.1)	N.D.(MDL:0.1)	N.D.(MDL:0.1)
6	Temperature	OC	28	28	28
7	Total Dissolved	Mg/Lit.	1736	724	1492
8	Total Alkalinity	Mg/Lit.	310	180	220
9	Chloride (as Cl) –	Mg/Lit.	1119	173	554
10	Sulphate (as	Mg/Lit.	123	191	238
11	Nitrate (as NO3)	Mg/Lit.	10.31	12.58	N.D.(MDL:0.2)
12	Calcium (as Ca)	Mg/Lit.	56	211	50
13	Magnesium (as	Mg/Lit.	27	52	28
14	Fluoride (as F)	Mg/Lit.	N.D.(MDL:0.05)	0.82	0.73
15	Iron (as Fe)	Mg/Lit.	0.08	0.12	0.17
16	Zinc (as Zn)	Mg/Lit.	0.04	0.05	0.22
17	Phenolic	Mg/Lit.	N.D.(MDL:0.02)	N.D.(MDL:0.02)	N.D.(MDL:0.02)
18	Residual Chlorine	Mg/Lit.	N.D.(MDL:0.1)	N.D.(MDL:0.1)	N.D.(MDL:0.1)

* ND: Not Detected, MDL: Minimum Detection Limit

5) Surface Water samples in February 2018

S. No.	Parameters	Unit	Location, Date of Sample collected & Monitoring Results		
			Meghamanifront of Drain	Nr.Aries Colour Road	Nr.SEZ Gate Drain Water SEZ - 1
			8.02.2018	8.02.2018	22.02.2018
1	pH @ 25 ° C	Unit	7.38	7.13	8.30
2	Colour [Hazen	Hazen	150	200	10
3	Taste	Agreeable	N.A	N.A	N.A
4	Odour	Unobjectionable	Unobjectionable	Unobjectionable	Unobjectionable
5	Turbidity(NTU)	NTU	N.D.(MDL:0.1)	N.D.(MDL:0.1)	N.D.(MDL:0.1)
6	Temperature	0C	29	29	29
7	Total Dissolved Solids	Mg/Lit.	14656	19376	1288
8	Total Alkalinity	Mg/Lit.	1440	850	330
9	Chloride (as Cl) –	Mg/Lit.	3230	2170	579
10	Sulphate (as SO ₄)	Mg/Lit.	4419	8053	36
11	Nitrate (as NO ₃)	Mg/Lit.	7.83	23.10	N.D.(MDL:0.2)
12	Calcium (as Ca)	Mg/Lit.	187	40	27
13	Magnesium (as Mg)	Mg/Lit.	57	73	42
14	Fluoride (as F)	Mg/Lit.	0.38	1.10	0.96
15	Iron (as Fe)	Mg/Lit.	0.15	0.18	0.16
16	Zinc (as Zn)	Mg/Lit.	0.09	0.10	0.20
17	Phenolic Compound as	Mg/Lit.	N.D.(MDL:0.02)	N.D.(MDL:0.02)	N.D.(MDL:0.02)
18	Residual Chlorine	Mg/Lit.	N.D.(MDL:0.1)	N.D.(MDL:0.1)	N.D.(MDL:0.1)

* ND: Not Detected, MDL: Minimum Detection Limit

6) Surface Water samples in March 2018

S. No.	Parameters	Unit	Location, Date of Sample collected & Monitoring Results		
			Nr. Meghamani L.L. P Discharge Wall	Nr. Water tank road Drain Water	Between Aries Colour & Meghamani Org (Drain Water)
			09.03.2018	14.03.2018	22.03.2018
1	pH @ 25 ° C	Unit	7.47	7.27	7.12
2	Colour [Hazen Unit (APHA)]	Hazen Unit (APHA)	500	250	250
3	Taste	Agreeable	N.A	N.A	N.A
4	Odour	Unobjectionable	Unobjectionable	Unobjectionable	Unobjectionable
5	Turbidity (NTU)	NTU	N.D. (MDL:0.1)	N.D. (MDL:0.1)	N.D. (MDL:0.1)
6	Temperature	°C	29	29	29
7	Total Dissolved Solids	Mg/Lit.	5130	5656	14044
8	Total Alkalinity	Mg/Lit.	590	900	770
9	Chloride (as Cl) –	Mg/Lit.	1977	2073	2893
10	Sulphate (as SO ₄ - ₂)	Mg/Lit.	792	1103	5731
11	Nitrate (as NO ₃)	Mg/Lit.	<0.1	<0.1	N.D. (MDL:0.2)
12	Calcium (as Ca)	Mg/Lit.	84	48	125
13	Magnesium (as Mg)	Mg/Lit.	66	68	160
14	Fluoride (as F)	Mg/Lit.	1.16	0.83	<0.05
15	Iron (as Fe)	Mg/Lit.	0.17	0.26	0.20
16	Zinc (as Zn)	Mg/Lit.	0.10	0.24	0.19
17	Phenolic Compound as (C ₆ H ₅ OH)	Mg/Lit.	N.D. (MDL:0.02)	N.D. (MDL:0.02)	N.D. (MDL:0.02)
18	Residual Chlorine	Mg/Lit.	N.D. (MDL:0.1)	N.D. (MDL:0.1)	N.D. (MDL:0.1)

* ND: Not Detected, MDL: Minimum Detection Limit

Marine Water Characteristic***1) Sample 1 (During High tide)***

S. No.	Parameters	Unit	Date of Sample collected & Monitoring Results					
			30.10.2017	29.11.2017	28.12.2017	22.01.2018	16.02.2018	16.03.2018
1	pH @ 25 ° C		7.41	7.15	7.44	7.15	7.64	7.46
2	Temperature	°C	28	28	27	28	28	28
3	Turbidity(NTU)	Pt-CO	3.6	30	3.5	3.6	3.9	3.5
4	Total Suspended Solids	Mg/L	160	134	184	151	144	157
5	Biochemical Oxygen Demand (BOD)		113	119	109	117	125	124
6	Ammonical Nitrogen	-	N.D.(MDL:0.1)	N.D.(MDL:0.1)	N.D.(MDL:0.1)	N.D.(MDL:0.1)	N.D.(MDL:0.1)	N.D.(MDL:0.1)
7	Salinity (ppt)	Mg/L	25.5	34.3	31.2	26.9	32.1	35.4
8	Dissolved Oxygen	Mg/L	3.4	3.1	3.2	3.5	3.3	3.4
9	Total Nitrogen	Mg/L	0.53	0.52	0.56	0.46	0.53	0.46
10	Dissolved Phosphate	Mg/L	1.18	0.82	1.18	1.53	1.18	1.29
11	Nitrate	Mg/L	2.15	2.15	2.30	1.92	2.22	1.53
12	Nitrite	Mg/L	0.05	0.10	0.09	0.11	0.09	0.12
13	Phenol	Mg/L	N.D.(MDL:0.02)	N.D.(MDL:0.02)	N.D.(MDL:0.02)	N.D.(MDL:0.02)	N.D.(MDL:0.02)	N.D.(MDL:0.02)
14	Petroleum Hydrocarbon(PHc)(ppb)	Mg/L	N.D.	N.D.	N.D.	N.D.	N.D.	N.D.

* ND: Not Detected, MDL: Minimum Detection Limit

2) Sample 2 (During low tide)

S. No.	Parameters	Unit	Date of Sample collected & Monitoring Results					
			30.10.2017	29.11.2017	28.12.2017	22.01.2018	16.02.2018	16.03.2018
1	pH @ 25 ° C		7.64	7.15	7.36	7.54	7.89	7.33
2	Temperature	°C	28	28	27	28	28	28
3	Turbidity(NTU)	Pt-CO	3.3	30	2.6	2.9	3.0	3.3
4	Total Suspended Solids	Mg/L	131	134	109	136	115	121
5	Biochemical Oxygen Demand (BOD)		145	119	126	127	144	133
6	Ammonical Nitrogen	-	N.D.(MDL:0.1)	N.D.(MDL:0.1)	N.D.(MDL:0.1)	N.D.(MDL:0.1)	N.D.(MDL:0.1)	N.D.(MDL:0.1)
7	Salinity (ppt)	Mg/L	30.2	34.3	25.1	28.4	29.1	31.3
8	Dissolved Oxygen	Mg/L	3.1	3.1	3.3	3.1	3.1	3.2
9	Total Nitrogen	Mg/L	0.24	0.52	0.51	0.60	0.70	0.69
10	Dissolved Phosphate	Mg/L	0.94	0.82	1.53	1.88	1.65	1.06
11	Nitrate	Mg/L	0.92	2.15	2.15	2.53	3.14	2.91
12	Nitrite	Mg/L	0.08	0.10	0.07	0.10	0.08	0.10
13	Phenol	Mg/L	N.D.(MDL:0.02)	N.D.(MDL:0.02)	N.D.(MDL:0.02)	N.D.(MDL:0.02)	N.D.(MDL:0.02)	N.D.(MDL:0.02)
14	Petroleum Hydrocarbon(PHc)(ppb)	Mg/L	N.D.	N.D.	N.D.	N.D.	N.D.	N.D.

* ND: Not Detected, MDL: Minimum Detection Limit

Annexure 4: Ground Water Characteristic**1) Ground water samples in October 2017**

S. No.	Parameters	Unit	Location, Date of Sample collected & Monitoring Results			
			SEZ-I Gate Nr.Garden Drain	Jageshwer	Luvara	Ambetha
			23.10.2017	12.10.2017	12.10.2017	12.10.2017
1	pH @ 25 ° C		7.88	7.68	8.21	7.84
2	Colour [Hazen	oC	10	5	5	5
3	Taste	Pt-	N.A	N.A	N.A	N.A
4	Odour	Mg/L	Unobjectionable	Unobjectionable	Unobjectionable	Unobjectionable
5	Turbidity(NTU)		N.D.(MDL:0.1)	N.D.(MDL:0.1)	N.D.(MDL:0.1)	N.D.(MDL:0.1)
6	Temperature	-	28	28	28	28
7	Total Dissolved	Mg/L	1096	4184	2084	1776
8	Total Alkalinity	Mg/L	330	1030	660	730
9	Chloride (as Cl)	Mg/L	482	1880	969	646
10	Sulphate (as	Mg/L	75	407	175	301
11	Nitrate (as	Mg/L	0.92	27.91	19.47	19.78
12	Calcium (as Ca)	Mg/L	71	100	53.71	119
13	Magnesium (as	Mg/L	47	87	38	81
14	Fluoride (as F)	Mg/L	0.57	0.81	1.09	0.28
15	Iron (as Fe)	Mg/L	0.15	0.12	0.06	0.07
16	Zinc (as Zn)	NTU	0.20	0.15	0.04	0.09
17	Phenolic	Mg/L	N.D.(MDL:0.02)	N.D.(MDL:0.02)	N.D.(MDL:0.02)	N.D.(MDL:0.02)
18	Residual	Mg/L	N.D.(MDL:0.1)	N.D.(MDL:0.1)	N.D.(MDL:0.1)	N.D.(MDL:0.1)

* ND: Not Detected, MDL: Minimum Detection Limit

Ground Water Characteristic**2) Ground water samples in November 2017**

S. No.	Parameters	Unit	Location, Date of Sample collected & Monitoring Results		
			Suva	Dahej	Lakhigam
			24.11.2017	24.11.2017	24.11.2017
1	pH @ 25 ° C		8.21	7.52	8.01
2	Colour [Hazen	oC	5	5	5
3	Taste	Pt-CO	N.A	N.A	N.A
4	Odour	Mg/L	Unobjectionable	Unobjectionable	Unobjectionable
5	Turbidity(NTU)		N.D.(MDL:0.1)	N.D.(MDL:0.1)	N.D.(MDL:0.1)
6	Temperature	-	28	28	28
7	Total Dissolved	Mg/L	2144	2912	2616
8	Total Alkalinity	Mg/L	510	850	950
9	Chloride (as Cl) –	Mg/L	881	1223	1125
10	Sulphate (as SO4-	Mg/L	269	359	290
11	Nitrate (as NO3)	Mg/L	3.83	3	49.99
12	Calcium (as Ca)	Mg/L	28	36	50
13	Magnesium (as Mg)	Mg/L	53	49	69
14	Fluoride (as F)	Mg/L	0.46	1.52	0.91
15	Iron (as Fe)	Mg/L	0.08	0.10	0.15
16	Zinc (as Zn)	NTU	0.05	0.09	0.26
17	Phenolic Compound	Mg/L	N.D.(MDL:0.02)	N.D.(MDL:0.02)	N.D.(MDL:0.02)
18	Residual Chlorine	Mg/L	N.D.(MDL:0.1)	N.D.(MDL:0.1)	N.D.(MDL:0.1)

* ND: Not Detected, MDL: Minimum Detection Limit

3) Ground water samples in December 2017

S. No.	Parameters	Unit	Location, Date of Sample collected & Monitoring Results		
			Jageshwer	Luvara	Ambetha
			29.12.2017	29.12.2017	23.06.2017
1	pH @ 25 ° C		7.54	7.88	7.94
2	Colour [Hazen	oC	5	5	5
3	Taste	Pt-CO	N.A	N.A	N.A
4	Odour	Mg/L	Unobjectionable	Unobjectionable	Unobjectionable
5	Turbidity(NTU)		N.D.(MDL:0.1)	N.D.(MDL:0.1)	N.D.(MDL:0.1)
6	Temperature	-	27	27	27
7	Total Dissolved	Mg/L	4016	1896	1696
8	Total Alkalinity	Mg/L	1050	610	700
9	Chloride (as Cl)	Mg/L	1761	881	587
10	Sulphate	Mg/L	465	131	343
11	Nitrate (as NO ₃)	Mg/L	43.05	11.65	26.99
12	Calcium (as Ca)	Mg/L	71	50	71
13	Magnesium (as Mg)	Mg/L	45	23	44
14	Fluoride (as F)	Mg/L	0.98	1.42	0.46
15	Iron (as Fe)	Mg/L	0.15	0.09	0.16
16	Zinc (as Zn)	NTU	0.10	0.16	0.20
17	Phenolic Compound		N.D.(MDL:0.02)	N.D.(MDL:0.02)	N.D.(MDL:0.02)
18	Residual Chlorine		N.D.(MDL:0.1)	N.D.(MDL:0.1)	N.D.(MDL:0.1)

* ND: Not Detected, MDL: Minimum Detection Limit

4) Ground water samples in January 2018

S. No.	Parameters	Unit	Location, Date of Sample collected & Monitoring Results		
			Suva	Dahej	LakhiGaam
			25.01.2018	25.01.2018	25.01.2018
1	pH @ 25 ° C		8.04	7.69	8.34
2	Colour [Hazen	oC	5	5	5
3	Taste	Pt-CO	N.A	N.A	N.A
4	Odour	Mg/L	Unobjectionable	Unobjectionable	Unobjectionable
5	Turbidity(NTU)		N.D.(MDL:0.1)	N.D.(MDL:0.1)	N.D.(MDL:0.1)
6	Temperature	-	28	28	28
7	Total Dissolved	Mg/L	1912	2844	2560
8	Total Alkalinity	Mg/L	490	830	910
9	Chloride (as Cl)	Mg/L	868	1003	1094
10	Sulphate	Mg/L	214	366	254
11	Nitrate (as NO ₃)	Mg/L	3.75	23.70	39.37
12	Calcium (as Ca)	Mg/L	53	33	48
13	Magnesium (as Mg)	Mg/L	55	43	51
14	Fluoride (as F)	Mg/L	0.50	1.34	1.01
15	Iron (as Fe)	Mg/L	0.10	0.12	0.11
16	Zinc (as Zn)	NTU	0.09	0.07	0.20
17	Phenolic Compound		N.D.(MDL:0.02)	N.D.(MDL:0.02)	N.D.(MDL:0.02)
18	Residual Chlorine		N.D.(MDL:0.1)	N.D.(MDL:0.1)	N.D.(MDL:0.1)

* ND: Not Detected, MDL: Minimum Detection Limit

5) Ground water samples in February 2018

S. No.	Parameters	Unit	Location, Date of Sample collected & Monitoring Results		
			Dahej	Suva	Lakhigam
			17.02.2018	17.02.2018	17.02.2018
1	pH @ 25 ° C		7.68	8.01	7.88
2	Colour [Hazen Unit(APHA)]	oC	5	5	5
3	Taste	Pt-	N.A	N.A	N.A
4	Odour	Mg/L	Unobjectionable	Unobjectionable	Unobjectionable
5	Turbidity(NTU)		N.D.(MDL:0.1)	N.D.(MDL:0.1)	N.D.(MDL:0.1)
6	Temperature	-	28	28	28
7	Total Dissolved Solids	Mg/L	2348	2160	2588
8	Total Alkalinity	Mg/L	780	480	930
9	Chloride (as Cl) –	Mg/L	1114	752	1085
10	Sulphate (as SO4-2)	Mg/L	237	302	241
11	Nitrate (as NO3)	Mg/L	36.22	2.95	41.85
12	Calcium (as Ca)	Mg/L	44	31	43
13	Magnesium (as Mg)	Mg/L	68	20	32
14	Fluoride (as F)	Mg/L	1.29	0.97	1.20
15	Iron (as Fe)	Mg/L	0.14	0.10	0.12
16	Zinc (as Zn)	NTU	0.10	0.09	0.15
17	Phenolic Compound as	Mg/L	N.D.(MDL:0.02)	N.D.(MDL:0.02)	N.D.(MDL:0.02)
18	Residual Chlorine	Mg/L	N.D.(MDL:0.1)	N.D.(MDL:0.1)	N.D.(MDL:0.1)

* ND: Not Detected, MDL: Minimum Detection Limit

6) Ground water samples March 2018

S. No.	Parameters	Unit	Location, Date of Sample collected & Monitoring Results	
			Luvara	Ambetha
			26.03.2018	26.03.2018
1	pH @ 25 ° C		7.74	7.55
2	Colour [Hazen Unit(APHA)]	oC	5	5
3	Taste	Pt-CO	N.A	N.A
4	Odour	Mg/L	Unobjectionable	Unobjectionable
5	Turbidity(NTU)		N.D.(MDL:0.1)	N.D.(MDL:0.1)
6	Temperature	-	29	29
7	Total Dissolved Solids	Mg/L	1732	1640
8	Total Alkalinity	Mg/L	680	750
9	Chloride (as Cl) –	Mg/L	781	506
10	Sulphate (as SO4-2)	Mg/L	142	367
11	Nitrate (as NO3)	Mg/L	10.18	17.74
12	Calcium (as Ca)	Mg/L	46	71
13	Magnesium (as Mg)	Mg/L	28	35
14	Fluoride (as F)	Mg/L	1.47	0.50
15	Iron (as Fe)	Mg/L	0.15	0.11
16	Zinc (as Zn)	NTU	0.22	0.13
17	Phenolic Compound as (C6H5OH)	Mg/L	N.D.(MDL:0.02)	N.D.(MDL:0.02)
18	Residual Chlorine	Mg/L	N.D.(MDL:0.1)	N.D.(MDL:0.1)

* ND: Not Detected, MDL: Minimum Detection Limit

Annexure 5: Waste water Characteristics**1) October 2017**

S. No	Parameter s	Unit	Location, Date of Sample collected & Monitoring Results										Meghamani LLP Outlet	Waste Water Rook wool	Shiva Pharma	Rallis India ETP	Fermanta Bio ETP Outlet	D Pumping
			Indofill	Meghamani Industries	Sum Pharma	Meghamani Organic	Sigachi Outlet	Ramdev	Aries Colour Outlet	Firmenich	Meghamani LLP Outlet	Meghamani LLP Outlet						
			16.10.2017	16.10.2017	17.10.2017	17.10.2018	17.10.2017	17.10.2017	17.10.2017	17.10.2017	17.10.2017	17.10.2017						
1	pH		7.56	7.44	8.10	8.25	7.64	7.35	8.10	7.56	6.94	7.77	7.35	7.50	7.34	7.27		
2	Total	Mg/	28576	10308	8320	7068	1152	5208	37764	6264	1256	2152	13644	3416	2184	2580		
3	Suspended	Mg/	28	19	21	29	44	26	47	67	32	27	43	59	69	49		
4	COD	Mg/	109	490	231	186	117	36	32	291	259	12	170	202	126	200		
5	BOD (3 days)	Mg/	33	147	69	56	35	11	10	87	78	4	51	61	38	60		
6	Oil & Grease	Mg/	<1	<1	<1	<1	<1	<1	<1	<1	<1	<1	<1	<1	<1	<1		
7	Chloride	Mg/	3423	4098	3375	2218	521	2845	8485	1977	497	1109	6123	1225	689	1003		
8	Sulphate	Mg/	10201	1977	1227	1547	74	35	12019	1470	191	74	1121	663	468	415		
9	Nitrate	Mg/	0.69	11.65	40.25	11.65	<0.2	9.28	28.29	<0.2	40.17	22.08	31.59	8.59	<0.2	<0.2		
10	Dissolve	Mg/	N.D.(MDL:0.2)	N.D.(MDL:0.2)	N.D.(MDL:0.2)	N.D.(MDL:0.2)	N.D.(MDL:0.2)	N.D.(MDL:0.2)	N.D.(MDL:0.2)	N.D.(MDL:0.2)	N.D.(MDL:0.2)	N.D.(MDL:0.2)	N.D.(MDL:0.2)	N.D.(MDL:0.2)	N.D.(MDL:0.2)	N.D.(MDL:0.2)		

* ND: Not Detected, MDL: Minimum Detection Limit

2). Waste Water Collection in November 2017

S. No.	Parameters	Unit	Location, Date of Sample collected & Monitoring Results										
			STP SEZ-1	D" Pumping	OPAL Final Outlet	Fermenta Bio ETP Outlet	Coromandel ETP Outlet	Torrent Pharma	Rallis India	Rock wool	C" Pumping	Shiva Pharma	Ramdev Ind
			1.11.2017	09.11.2017	9.11.2017	17.11.2017	17.11.2017	18.11.2017	18.11.2017	20.11.2017	20.11.2017	20.11.2017	22.11.2017
1	pH		6.95	7.26	7.80	7.45	5.29	7.06	7.24	7.59	7.91	7.49	7.30
2	Total Dissolve	Mg/L	2268	5256	6404	3424	4164	1420	2456	1548	24712	5336	7508
3	Suspended	Mg/L	28	44	33	53	21	39	48	20	50	35	21
4	COD	Mg/L	28	163	48	333	20	226	242	12	827	48	32
5	BOD (3 days at	Mg/L	8	49	14	100	6	68	73	4	248	15	10
6	Oil & Grease	Mg/L	<1	<1	<1	<1	<1	<1	<1	<1	<1	<1	<1
7	Chloride	Mg/L	1565	2201	2153	1125	440	734	783	929	4305	3131	4892
8	Sulphate	Mg/L	51	765	1655	1077	1860	67	560	44	15813	492	81
9	Nitrate	Mg/L	<0.02	18.17	29.67	<0.2	74.98	<0.2	<0.2	4.37	<0.2	<0.2	81.42
10	Dissolve Oxygen	Mg/L	N.D.(MDL:0.2)	N.D.(MDL:0.2)	N.D.(MDL:0.2)	N.D.(MDL:0.2)	N.D.(MDL:0.2)	N.D.(MDL:0.2)	N.D.(MDL:0.2)	N.D.(MDL:0.2)	N.D.(MDL:0.2)	N.D.(MDL:0.2)	N.D.(MDL:0.2)

* ND: Not Detected, MDL: Minimum Detection Limit

S. No.	Parameters	Unit	Location, Date of Sample collected & Monitoring Results										
			Aries Colour	Meghamani Organic	Sun Pharma	Meghamani Industries	Firmerich)	Accent Micro	Sigachi	Thermax Chemical	Raksh Pharma	Tatva Chintan	
			22.11.2017	27.11.2017	27.11.2017	27.11.2017	27.11.2017	27.11.2017	27.11.2017	29.11.2017	29.11.2017	29.11.2017	
1	pH		7.85	7.73	7.23	7.66	7.80	7.37	7.05	7.72	7.11	7.38	
2	Total Dissolve	Mg/L	40532	6752	8232	7924	4312	2204	664	9788	1952	5380	
3	Suspended	Mg/L	63	35	31	23	72	34	31	30	25	35	
4	COD	Mg/L	552	371	185	206	190	93	24	121	40	44	
5	BOD (3 days at	Mg/L	166	111	56	62	57	29	7	36	13	12	
6	Oil & Grease	Mg/L	<1	<1	<1	<1	<1	<1	<1	<1	<1	<1	
7	Chloride	Mg/L	11399	1761	2642	4403	1370	1027	294	3473	636	2495	
8	Sulphate	Mg/L	13923	1273	2063	465	1613	291	103	2123	760	546	
9	Nitrate	Mg/L	22.85	65.93	22.77	13.11	6.36	<0.02	7.28	<0.02	107.25	48.68	
10	Dissolve Oxygen	Mg/L	N.D.(MDL:0.2)	N.D.(MDL:0.2)	N.D.(MDL:0.2)	N.D.(MDL:0.2)	N.D.(MDL:0.2)	N.D.(MDL:0.2)	N.D.(MDL:0.2)	N.D.(MDL:0.2)	N.D.(MDL:0.2)	N.D.(MDL:0.2)	

3). Waste Water Collection in December 2017

S. No.	Parameters	Unit	Location, Date of Sample collected & Monitoring Results									
			Ramdev	Meghmani Industries	Indofil	Meghmani Organic	SUN Pharma	Aries Colour	Sigachi	Coromandal	Rallies ETP Outlet	Fermenta Biotech
			11.12.2017	11.12.2017	11.12.2017	13.12.2017	13.12.2017	13.12.2017	13.12.2017	15.12.2017	15.12.2017	15.12.2017
1	pH		6.98	7.01	7.35	5.16	7.68	7.96	6.48	6.22	7.62	7.24
2	Total Dissolve Solid	Mg/L	8176	15640	45032	8856	6980	41720	1228	4040	1256	1080
3	Suspended Solids	Mg/L	22	24	49	53	37	35	73	23	66	45
4	COD	Mg/L	49	470	162	231	336	421	89	49	231	134
5	BOD (3 days at 27 °C)	Mg/L	15	141	49	69	101	126	27	15	69	40
6	Oil & Grease	Mg/L	<1	<1	<1	<1	<1	<1	<1	<1	<1	<1
7	Chloride	Mg/L	4468	8645	1943	2525	2914	11899	534	437	583	486
8	Sulphate	Mg/L	54	905	24872	2608	905	16393	163	2326	319	294
9	Nitrate	Mg/L	17.40	<0.02	10.04	40.33	74.83	70.61	1.07	68.92	<0.2	<0.2
10	Dissolve Oxygen	Mg/L	N.D.(MDL:0.2)	N.D.(MDL:0.2)	N.D.(MDL:0.2)	N.D.(MDL:0.2)	N.D.(MDL:0.2)	N.D.(MDL:0.2)	N.D.(MDL:0.2)	N.D.(MDL:0.2)	N.D.(MDL:0.2)	N.D.(MDL:0.2)

* ND: Not Detected, MDL: Minimum Detection Limit

S. No.	Parameters	Unit	Location, Date of Sample collected & Monitoring Results									
			Torrent Pharma	Tatva Chintan	D" Pumping	Shiva Pharma	Firmerich	C" Pumping	Raks Pharma	Hindustan MI	Tharmax	Rock Wool)
			19.12.2017	19.12.2017	19.12.2017	21.12.2017	22.12.2017	27.12.2017	22.12.2017	29.12.2017	29.12.2017	16.12.2017
1	pH		6.62	6.51	7.05	7.09	7.56	7.08	5.38	6.93	7.31	7.65
2	Total Dissolve Solid	Mg/L	2016	4636	7084	8264	4572	44992	2592	1524	10040	3120
3	Suspended Solids	Mg/L	35	33	55	33	48	76	24	22	24	21
4	COD	Mg/L	116	54	145	140	227	686	66	21	132	36
5	BOD (3 days at 27	Mg/L	35	15	43	42	68	206	20	6	40	10
6	Oil & Grease	Mg/L	<1	<1	<1	<1	<1	<1	<1	<1	<1	<1
7	Chloride	Mg/L	1360	2671	2865	4517	2525	4905	1020	923	4080	1894
8	Sulphate	Mg/L	141	714	1978	808	532	19391	570	19	2268	44
9	Nitrate	Mg/L	32.05	39.41	21.77	<0.02	5.44	<0.02	70.53	65.40	36.65	<0.02
10	Dissolve Oxygen	Mg/L	N.D.(MDL:0.2)	N.D.(MDL:0.2)	N.D.(MDL:0.2)	N.D.(MDL:0.2)	N.D.(MDL:0.2)	N.D.(MDL:0.2)	N.D.(MDL:0.2)	N.D.(MDL:0.2)	N.D.(MDL:0.2)	N.D.(MDL:0.2)

4). Waste Water Collection in January 2018

S. No.	Parameters	Unit	Location, Date of Sample collected & Monitoring Results										
			Aries Colour	Sun pharma	Sigachi	Rock Wool	Ramdev	Meghamani Organic	Shiva Pharma	Firmenich	Torrent Pharma	C" Pumping	Accent Microcell
			05.01.2018	05.01.2018	05.01.2018	06.01.2018	08.01.2018	08.01.2018	08.01.2018	09.01.2018	10.01.2018	18.01.2018	29.01.2018
1	pH		8.17	8.37	8.25	7.57	7.93	7.51	7.43	7.88	7.09	7.54	7.21
2	Total Dissolve Solid	Mg/L	40012	7464	320	3764	7696	6420	1176	3112	2512	30778	2272
3	Suspended Solids	Mg/L	48	32	24	22	17	87	30	52	68	58	45
4	COD	Mg/L	459	118	28	18	45	382	24	240	159	496	207
5	BOD (3 days at 27	Mg/L	138		8	5	14	119	7	75	48	144	63
6	Oil & Grease	Mg/L	<1	35	<1	<1	<1	<1	<1	<1	<1	<1	<1
7	Chloride	Mg/L	10927	2623	243	2040	4177	1748	680	874	917	3982	1263
8	Sulphate	Mg/L	16814	1276	29	46	84	1833	133	610	379	12219	69
9	Nitrate	Mg/L	48.14	48.47	<0.2	<0.2	16.40	21.09	<0.2	7.63	<0.2	<0.2	10.23
10	Dissolve Oxygen	Mg/L	N.D.(MDL:0.2)	N.D.(MDL:0.2)	N.D.(MDL:0.2)	N.D.(MDL:0.2)	N.D.(MDL:0.2)	N.D.(MDL:0.2)	N.D.(MDL:0.2)	N.D.(MDL:0.2)	N.D.(MDL:0.2)	N.D.(MDL:0.2)	N.D.(MDL:0.2)

* ND: Not Detected, MDL: Minimum Detection Limit

S. No.	Parameters	Unit	Location, Date of Sample collected & Monitoring Results										
			Indofil	Meghamani Industries	Fermenta Biotech	Coromandel	("D" Pumping	Rallis ETP	Tatva Chintan	Thermax	Hindusthan M-I	Raks Pharma	
			11.01.2018	11.01.2018	10.01.2018	10.01.2018	15.01.2018	15.01.2018	15.01.2018	15.01.2018	16.01.2018	16.01.2018	
1	pH		7.82	7.90	7.28	7.08	7.80	7.58	7.65	7.87	8.01	6.24	
2	Total Dissolve Solid	Mg/L	75684	12916	1664	2528	4464	6528	4412	14756	920	2308	
3	Suspended Solids	Mg/L	86	28	76	27	46	117	17	41	16	24	
4	COD	Mg/L	118	207	146	24	134	386	41	89	45	57	
5	BOD (3 days at 27	Mg/L	34	62	44	8	40	116	12	28	13	16	
6	Oil & Grease	Mg/L	<1	<1	<1	<1	<1	<1	<1	<1	<1	<1	
7	Chloride	Mg/L	3837	5342	631	340	1214	1554	1651	4517	389	631	
8	Sulphate	Mg/L	40870	599	446	1123	1156	1657	662	2443	133	632	
9	Nitrate	Mg/L	33.34	35.89	<0.2	51.95	25.11	<0.02	15.60	<0.02	51.42	51.55	
10	Dissolve Oxygen	Mg/L	N.D.(MDL:0.2)	N.D.(MDL:0.2)	N.D.(MDL:0.2)	N.D.(MDL:0.2)	N.D.(MDL:0.2)	N.D.(MDL:0.2)	N.D.(MDL:0.2)	N.D.(MDL:0.2)	N.D.(MDL:0.2)	N.D.(MDL:0.2)	

5) Waste Water Collection in February 2018

S. No.	Parameters	Unit	Location, Date of Sample collected & Monitoring Results										
			RAMDEV	Aries Colour	Sun Pharma	Indofil	Sigachi	Meghamani Industries	Meghamani Organic	C" Pumping	Rook Wool	Firemich	MeghamaniLLP
			02.02.2018	02.02.2018	02.02.2018	06.02.2018	06.02.2018	06.02.2018	08.02.2018	09.02.2018	14.02.2018	15.02.2018	15.02.2018
1	pH		7.25	8.30	7.95	8.39	1.45	7.69	6.60	7.50	7.85	8.08	6.65
2	Total Dissolve Solid	Mg/L	7948	40692	7676	58776	10700	5404	8020	31048	2172	5460	3564
3	Suspended Solids	Mg/L	14	27	33	24	22	47	23	47	16	38	58
4	COD	Mg/L	59	455	122	78	47	75	200	2980	20	161	141
5	BOD (3 days at 27	Mg/L	18	138	36	24	14	23	60	810	6	48	42
6	Oil & Grease	Mg/L	<1	<1	<1	<1	<1	<1	<1	<1	<1	<1	<1
7	Chloride	Mg/L	4857	8985	2671	4128	389	2623	389	8111	1311	2331	1651
8	Sulphate	Mg/L	196	17794	1862	28917	3963	543	2755	10999	50	800	155
9	Nitrate	Mg/L	27.72	106.12	84.56	36.09	<0.2	<0.2	7.57	<0.2	<0.2	<0.2	96.27
10	Dissolve Oxygen	Mg/L	N.D.(MDL:0.2)	N.D.(MDL:0.2)	N.D.(MDL:0.2)	N.D.(MDL:0.2)	N.D.(MDL:0.2)	N.D.(MDL:0.2)	N.D.(MDL:0.2)	N.D.(MDL:0.2)	N.D.(MDL:0.2)	N.D.(MDL:0.2)	N.D.(MDL:0.2)

* ND: Not Detected, MDL: Minimum Detection Limit

S. No.	Parameters	Unit	Location, Date of Sample collected & Monitoring Results										
			Accent Outlet	Thermax	Fermenta - Bio	Coromandel	("D" Pumping	Rallis India	Torrent Pharama	Glen Mark	Opal Final Outlet	Shiva Pharma)	TatvaChintan)
			15.02.2018	19.02.2018	19.02.2018	19.02.2018	19.02.2018	19.02.2018	19.02.2018	19.02.2018	19.02.2018	19.02.2018	19.02.2018
1	pH		7.36	6.77	7.35	6.86	6.97	8.53	8.14	7.49	6.62	7.48	7.96
2	Total Dissolve Solid	Mg/L	4132	2048	1228	1912	4932	3592	2932	1060	4378	9856	6312
3	Suspended Solids	Mg/L	53	26	38	23	65	22	18	66	28	44	12
4	COD	Mg/L	216	16	275	12	236	31	105	35	93	202	70
5	BOD (3 days at 27	Mg/L	65	5	80	4	71	10	33	10	28	60	21
6	Oil & Grease	Mg/L	<1	<1	<1	<1	<1	<1	<1	<1	<1	<1	<1
7	Chloride	Mg/L	2040	1068	631	826	2234	1943	1554	1068	2283	5391	3545
8	Sulphate	Mg/L	515	313	187	230	485	196	136	8	425	393	285
9	Nitrate	Mg/L	14.73	<0.2	<0.2	51.95	<0.2	4.22	<0.2	<0.2	20.89	<0.2	8.57
10	Dissolve Oxygen	Mg/L	N.D.(MDL:0.2)	N.D.(MDL:0.2)	N.D.(MDL:0.2)	N.D.(MDL:0.2)	N.D.(MDL:0.2)	N.D.(MDL:0.2)	N.D.(MDL:0.2)	N.D.(MDL:0.2)	N.D.(MDL:0.2)	N.D.(MDL:0.2)	N.D.(MDL:0.2)

5) Waste Water Collection in March 2018

S. No.	Parameters	Unit	Location, Date of Sample collected & Monitoring Results											
			Aries Colour	("C" Pumping)	Sigachi	Shiva Pharma	Rockwool	Ramdev	(MeghmaniLLP)	Megnamani Organic	Firmenien	Indofil	Accent Microcell	Torrent Pharma
			06.03.2018	06.03.2018	06.03.2018	06.03.2018	06.03.2018	07.03.2018	09.03.2018	09.03.2018	12.03.2018	13.03.2018	13.03.2018	27.03.2018
1	pH		8.67	7.57	8.31	7.00	8.29	8.28	6.79	6.69	8.31	8.57	7.19	8.16
2	Total Dissolve Solid	Mg/L	16172	17352	536	8488	1676	5728	2968	10796	5476	70182	3008	2052
3	Suspended Solids	Mg/L	49	180	19	39	24	19	53	23	32	26	55	15
4	COD	Mg/L	101	1839	8	145	4	28	169	93	133	145	343	89
5	BOD (3 days at 27	Mg/L	30	554	3	44	2	9	51	28	40	44	103	27
6	Oil & Grease	Mg/L	<1	<1	<1	<1	<1	<1	<1	<1	<1	<1	<1	<1
7	Chloride	Mg/L	5099	4274	389	4565	923	3303	1700	340	2477	3497	1797	971
8	Sulphate	Mg/L	988	5964	12	1023	19	22	20	7787	596	90520	25	107
9	Nitrate	Mg/L	75.65	<0.02	<0.02	<0.02	<0.2	22.78	80.88	10.58	<0.02	34.35	14.26	<0.02
10	Dissolve Oxygen	Mg/L	N.D.(MDL:0.2)	N.D.(MDL:0.2)	N.D.(MDL:0.2)	N.D.(MDL:0.2)	N.D.(MDL:0.2)	N.D.(MDL:0.2)	N.D.(MDL:0.2)	N.D.(MDL:0.2)	N.D.(MDL:0.2)	N.D.(MDL:0.2)	N.D.(MDL:0.2)	N.D.(MDL:0.2)

* ND: Not Detected, MDL: Minimum Detection Limit

S. No.	Parameters	Unit	Location, Date of Sample collected & Monitoring Results									
			Meghmani Industries	Sun Pharma	Fermenta - Bio	("D" Pumping)	Raks Pharma	Coromandel	Tharmax	TatvaChintan	Hindusthan MI	Opal Final
			13.03.2018	14.03.2018	17.03.2018	17.03.2018	17.03.2018	17.03.2018	20.03.2018	20.03.2018	20.03.2018	27.03.2018
1	pH		7.98	8.21	7.55	6.41	7.04	7.41	6.59	7.50	7.29	6.95
2	Total Dissolve Solid	Mg/L	7156	6132	4424	7032	2056	2428	3272	4972	752	2844
3	Suspended Solids	Mg/L	31	22	47	63	25	21	23	14	15	23
4	COD	Mg/L	173	125	248	355	113	12	145	109	12	52
5	BOD (3 days at 27 °C)	Mg/L	52	38	77	106	34	4	44	33	4	16
6	Oil & Grease	Mg/L	<1	<1	<1	<1	<1	<1	<1	<1	<1	<1
7	Chloride	Mg/L	3837	2865	1214	1943	680	437	1020	2331	340	1068
8	Sulphate	Mg/L	542	952	1302	2009	611	987	949	525	133	380
9	Nitrate	Mg/L	<0.02	73.85	<0.02	<0.02	46.40	44.79	<0.02	6.90	48.14	18.95
10	Dissolve Oxygen	Mg/L	N.D.(MDL:0.2)	N.D.(MDL:0.2)	N.D.(MDL:0.2)	N.D.(MDL:0.2)	N.D.(MDL:0.2)	N.D.(MDL:0.2)	N.D.(MDL:0.2)	N.D.(MDL:0.2)	N.D.(MDL:0.2)	N.D.(MDL:0.2)

Annexure 6: Soil Quality Monitoring Data**1) Sample 1**

S. No.	Parameters	Unit	Location, Date of Sample collected & Monitoring Results
			Infront of Indofil
			17.02.2018
1	Antimony as Sb	mg/kg	N.D.
2	Arsenic as As	mg/kg	N.D.
3	Beryllium as Be	mg/kg	N.D.
4	Cadmium as Cd	mg/kg	0.038
5	Chromium as Cr	mg/kg	0.325
6	Copper as Cu	mg/kg	0.185
7	Lead as Pb	mg/kg	N.D.
8	Nickel as Ni	mg/kg	0.16
9	Selenium as Se	mg/kg	N.D.
10	Silver as Ag	mg/kg	N.D.
11	Titanium as Ti	mg/kg	N.D.
12	Zinc as Zn	mg/kg	0.164
13	Mercury as Hg	mg/kg	N.D.
14	Volatile Organic Compound (VOC)	ppm	N.D.
15	Semi volatile organic compound	ppm	N.D.
16	Inclusive of polynustear Aromatic	Ppb	N.D.
17	Total Polychlorinated biphenyl (PCB)	Ppb	N.D.
18	Total Petroleum Hydrocarbon (TPH)	Ppb	N.D.

* ND: Not Detected